



INSTRUCTIONS D'ASSEMBLAGE
ASSEMBLY INSTRUCTIONS

MONARCH
SPECIALTIES INC.

I 2452

TABLE D'APPOINT -
36"L / CONSOLE VIEUX BOIS TAUPE FONCE

ACCENT TABLE -
36"L / DARK TAUPE HALL CONSOLE

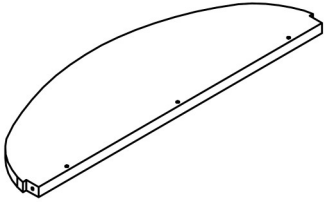
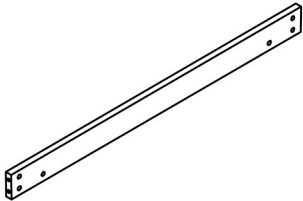
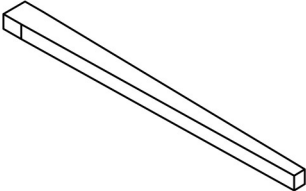
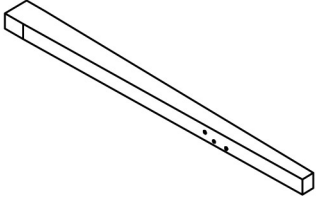
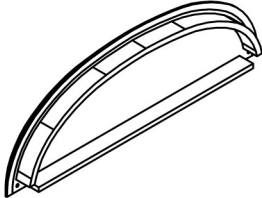


**POUR DE L'ASSISTANCE OU POUR COMMANDER
DES PIÈCES CONTACTEZ NOTRE DÉPARTEMENT
DE SERVICE À LA CLIENTÈLE.**

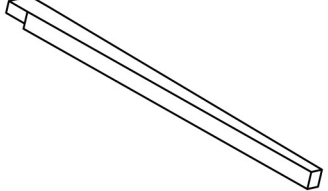
**FOR ASSISTANCE OR TO ORDER PARTS
CONTACT OUR CUSTOMER SERVICE DEPARTMENT**

WWW.MONARCHSERVICE.COM




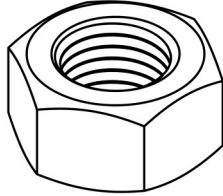
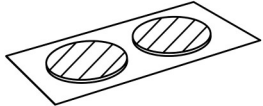
LISTE DES PIÈCES
PARTS LIST

PIÈCE / PART #	IMAGE	DESCRIPTION	QTY / QTÉ
1		SHELF ÉTAGÈRE	1
2		SHELF SUPPORT BAR BARRE DE SOUTIEN POUR TABLETTE	1
3		FRONT FACING LEFT LEG PATTE AVANT GAUCHE	1
4		FRONT FACING RIGHT LEG PATTE AVANT DROITE	1
5		TABLE TOP SURFACE DE TABLE	1

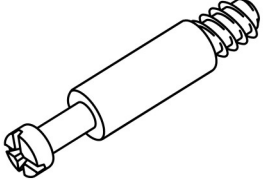
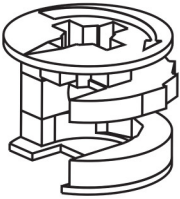
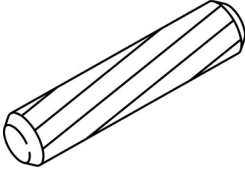
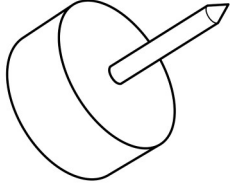
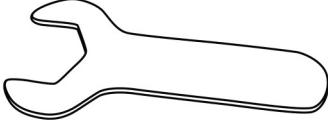
LISTE DES PIÈCES
PARTS LIST

PIÈCE / PART #	IMAGE	DESCRIPTION	QTY / QTÉ
6		FRONT LEG PATTE AVANT	2


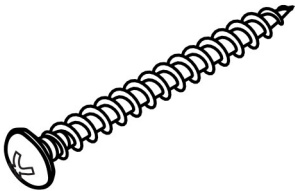
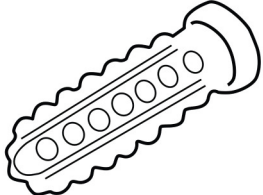
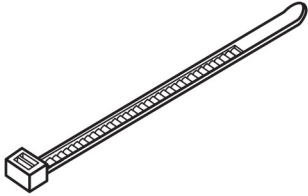

LISTE DES PIÈCES DE MONTAGE
HARDWARE LIST

PIÈCE / PART #	IMAGE	DESCRIPTION	QTY / QTÉ
A		ASSEMBLING BOLT - Ø1/4" X 1 1/8" BOULON D'ASSEMBLAGE - Ø1/4" X 1 1/8"	6
B		THREADED ROD - Ø3/8" X 2 3/4" TIGE FILETÉE - Ø3/8" X 2 3/4"	4
C		NUT SET ENSEMBLE D'ÉCROU	4
D		HEX NUT ÉCROU HEXAGONALE	4
E		FINISHING STICKER - Ø1 3/4" COLLANT DE FINITION - Ø1 3/4"	2

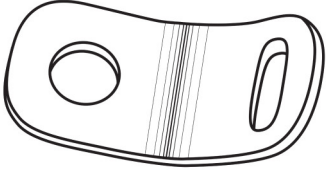
LISTE DES PIÈCES DE MONTAGE
HARDWARE LIST

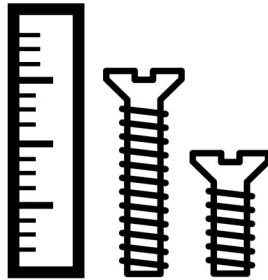
PIÈCE / PART #	IMAGE	DESCRIPTION	QTY / QTÉ
F		CAM LOCK SCREW - 1 1/8" VIS CAM LOCK - 1 1/8"	8
G		CAM LOCK CONNECTOR - Ø5/8" ÉCROU CAM LOCK - Ø5/8"	8
H		WOOD DOWEL - Ø3/8" X 1" GOUJON DE BOIS - Ø3/8" X 1"	1
I		FLOOR PROTECTOR - Ø5/8" PROTECTEUR DE PLANCHER - Ø5/8"	4
J		SPANNER CLÉ ANGLAISE	1

LISTE DES PIÈCES DE MONTAGE
HARDWARE LIST

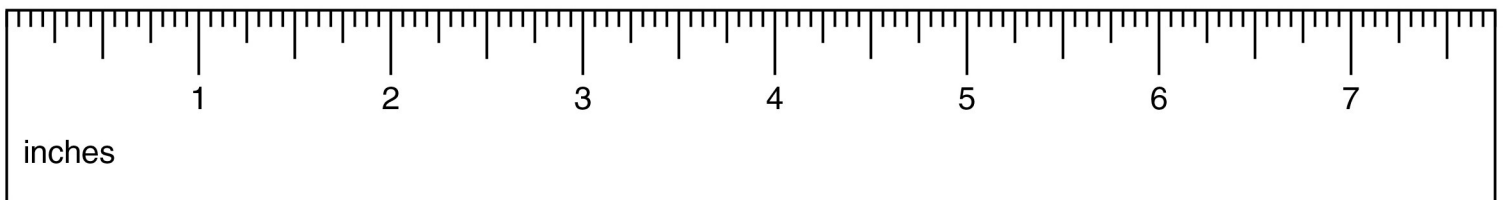
PIÈCE / PART #	IMAGE	DESCRIPTION	QTY / QTÉ
K		ASSEMBLING SCREW - Ø1/8" X 1" VIS D'ASSEMBLAGE - Ø1/8" X 1"	1
L		ASSEMBLING SCREW - Ø1/4" X 1 1/2" VIS D'ASSEMBLAGE - Ø1/4" X 1 1/2"	1
M		ANCHOR - Ø3/8" X 1 1/2" ANCRE - Ø3/8" X 1 1/2"	1
N		ZIP TIE - 7 3/4" X 1/2" ATTACHE AUTOBLOQUANTE - 7 3/4" X 1/2"	1
O		GLUE COLLE	1

LISTE DES PIÈCES DE MONTAGE
HARDWARE LIST

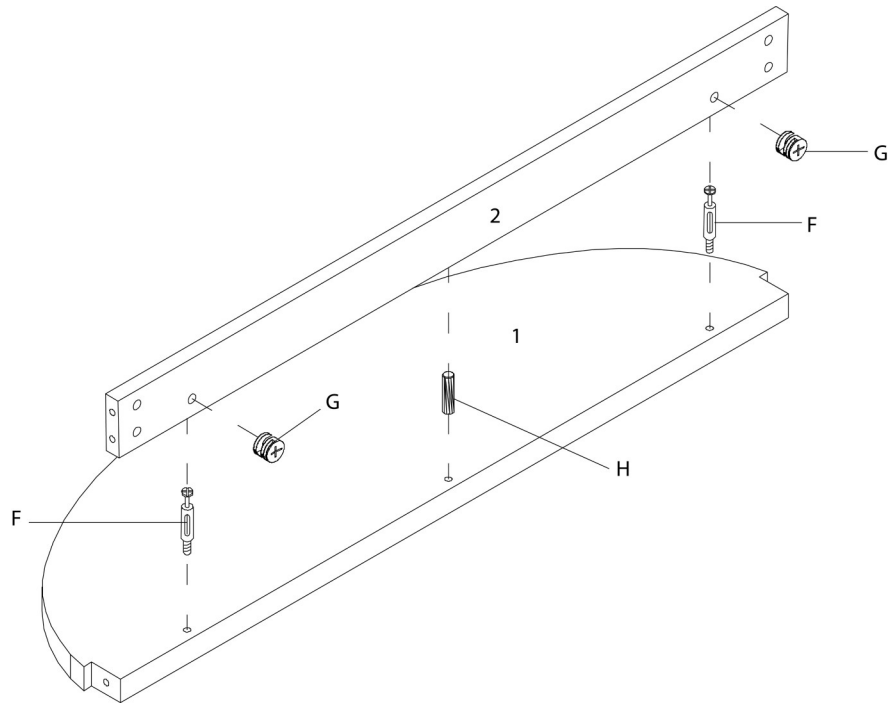
PIÈCE / PART #	IMAGE	DESCRIPTION	QTY / QTÉ
P		METAL BRACKET - 1/2" X 1/2" SUPPORT DE MÉTAL - 1/2" X 1/2"	2



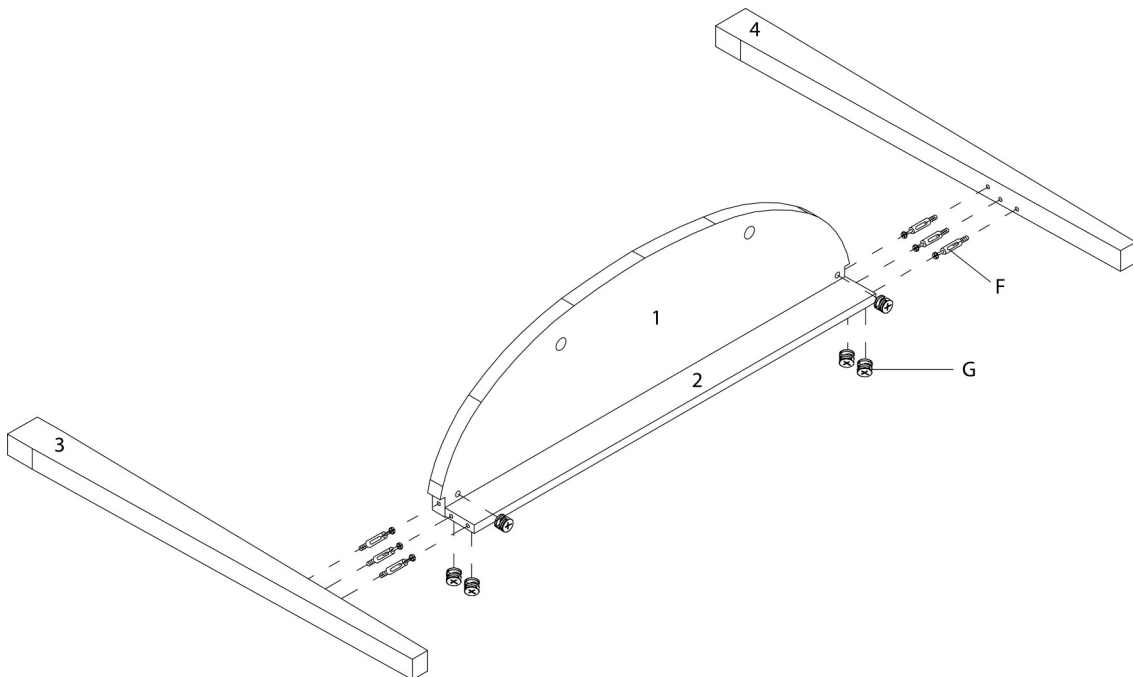
OUTIL DE VÉRIFICATION DE DIMENSIONS DES PIÈCES
HARDWARE DIMENSIONS VERIFICATION TOOL



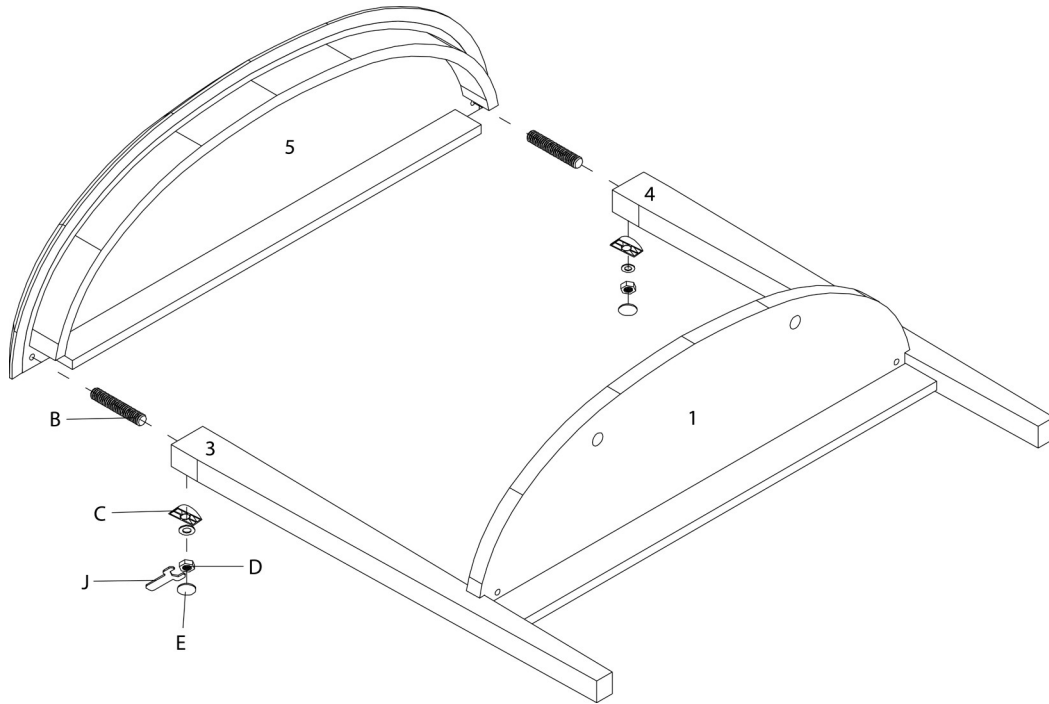
ÉTAPE / STEP 1



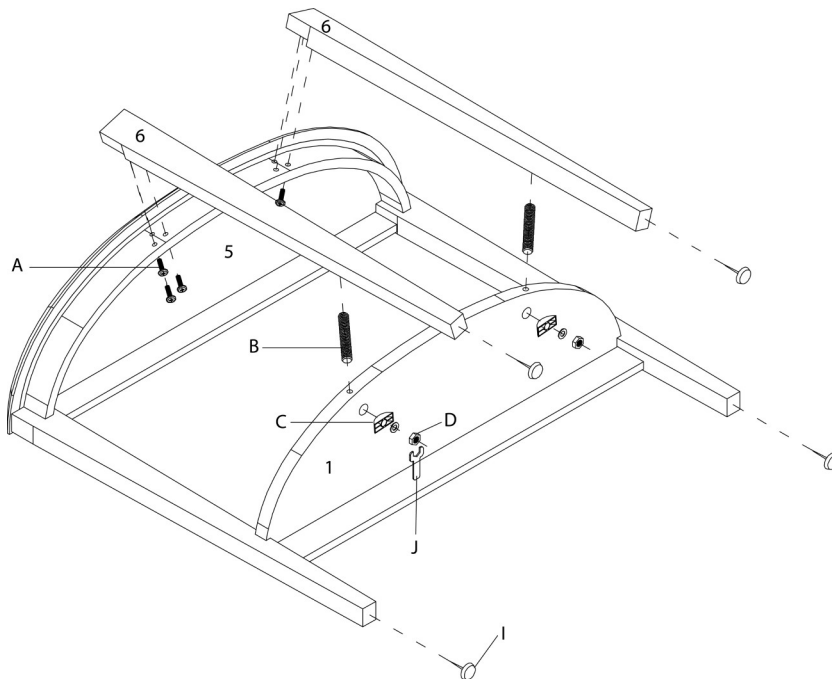
ÉTAPE / STEP 2



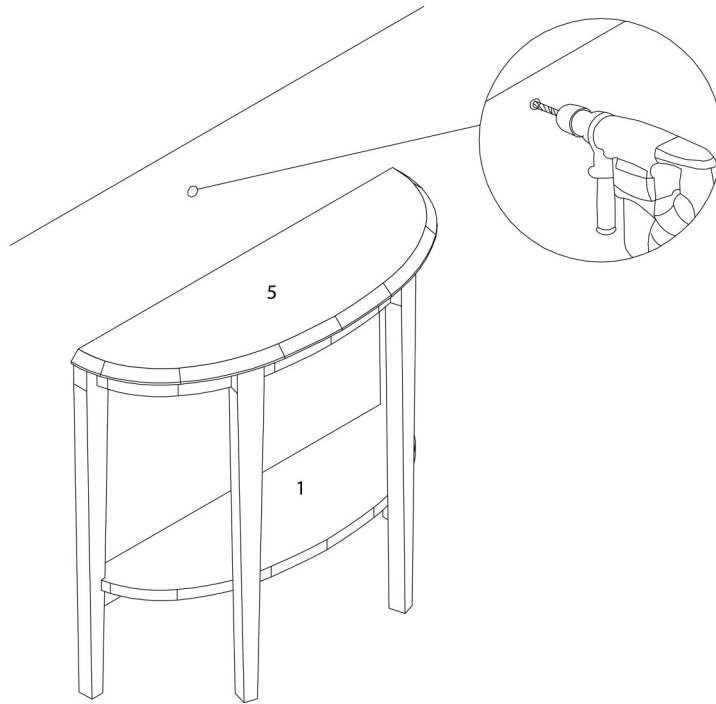
ÉTAPE / STEP 3



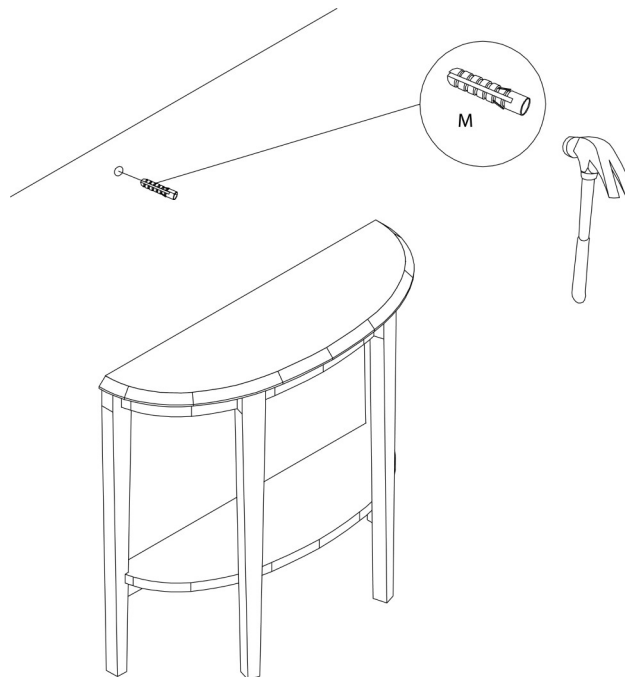
ÉTAPE / STEP 4



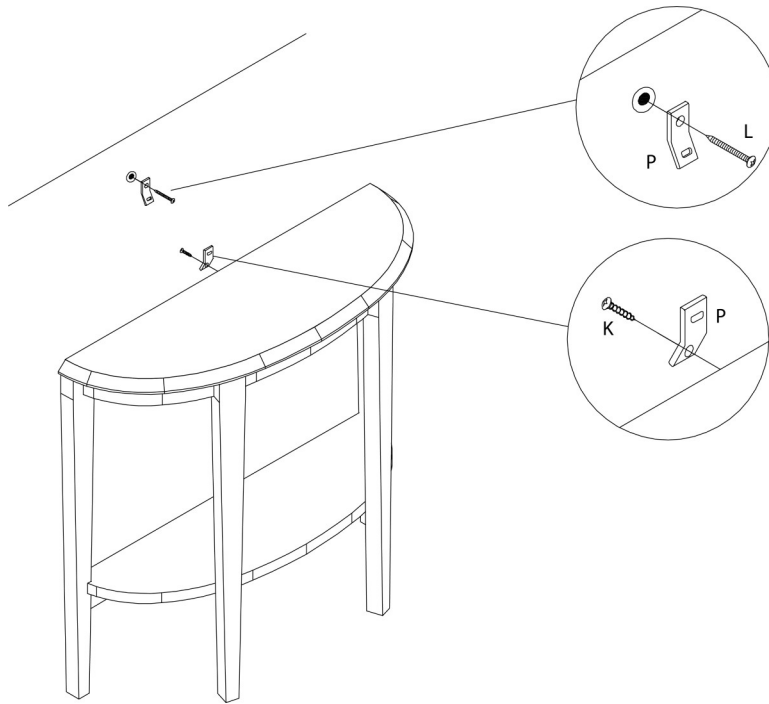
ÉTAPE / STEP 5



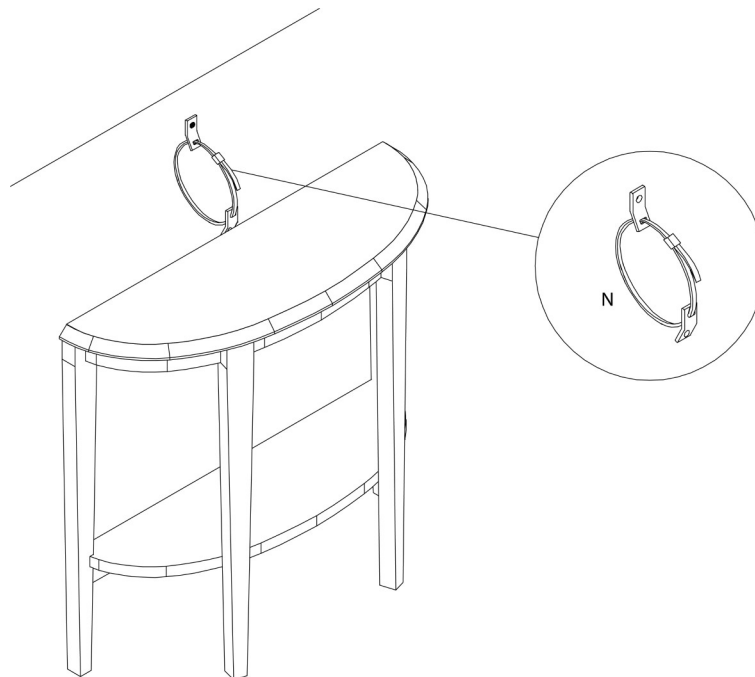
ÉTAPE / STEP 6



ÉTAPE / STEP 7



ÉTAPE / STEP 8



ÉTAPE / STEP 9

